

X18JP

COMPACT CRAWLERS



KEY SPECS

Platform height: 16.55 m	Horizontal outreach: 7.15 m
Working height: 18.55 m	Platform capacity: 230 kg

KEY FEATURES

- 230 Kg unrestricted platform capacity
- Transport with ease using the dedicated forklift pockets or lift with a crane, using the dedicated lifting eyes
- Environmentally friendly with Lithium or Bi-Energy (Lithium + Diesel ICE) options
- A 7.7 KWh lithium battery pack option featuring integrated battery heaters for operation in cold weather
- Basket quick removal system allows the machine to drive through a std 80 cm wide door
- Optional radio control for tracks and outriggers operation

ACCESSORIES & OPTIONS

- Two men platform (230 kg max. load capacity) two side entry
- 0.69 m x 1.34 m Aluminium rear slide bar entry platform
- Kubota Z602 10.8 kW (14.5 HP) Diesel Engine Liquid Cooled
- Bi Energy Lithium + Diesel Kubota 120Ah, 64V Lithium Ion battery pack
- 1.46 m x 0.20 m x 0.36 m Low Profile Black Rubber Tracks
- Special paint

* Certain options or country standards may increase weight and/or dimensions.
 ** Incl. 0.65 m outreach beyond platform
 *** On flat batteries

STANDARD SPECIFICATIONS

Performance

Working Height	18.55 m
Platform Height	16.55 m
Horizontal Outreach (Std Platform)	7.15 m
Horizontal Working Outreach (Std Platform) **	7.80 m
Up & Over Height	8.2 m
Swing (non continuous)	360°
Platform Capacity (Unrestricted)	230 kg
Basket rotation	124° (+/- 62°)
Jib - Overall Length	1.43 m
Jib - Range of articulation	89° (+0° / -89°)
Platform size (standard 2 persons)	0.69 m x 1.34 m
Airline to platform	1/4" (6.3 mm)
H2O line to platform	1/2" (12.6 mm)
Machine weight (with standard platform) *	2780 kg
Machine weight (diesel) *	2830 kg
Machine weight (lithium) *	2880 kg
Machine weight (bi-energy) *	2990 kg
Maximum ground bearing pressure (on outriggers)	2,5 daN/cm ²
Maximum ground bearing pressure (on outriggers) Ø 30 cm	2,5 daN/cm ²
Maximum ground bearing pressure (on tracks)	0,64 daN/cm ²
Maximum drive speed (with standard second speed) Electric	1.6 km/h
Maximum drive speed (with standard second speed) Engine	2.5 km/h
Gradeability	28.7 % (16°)
Maximum operating slope	12°
Max. Approach	Front 18° (32%)
Depart angles	Rear 19° (33.8%)
Width of Undercarriage (Retracted/Extended)	0.795 m / 1.09 m

Power

AC electric motor	2.2 KW 50Hz 230V
Engine	HONDA iGX390, 8.7 KW petrol (gasoline)
Batteries	Lithium 7.7KWh - 64V
Onboard battery charger	220V+~30V 50-60 Hz
Recharge time	~ 4h ***

Tires

Track size - Low profile non marking tracks	1.46 m x 0.20 m x 0.36 m
---	--------------------------

Hydraulic System

Hydraulic oil tank capacity	33 L
-----------------------------	------

STANDARD FEATURES

- Two men platform (230 kg max. load capacity) central entry
- Full proportional controls (Electric proportional control system)
- Articulating jib
- Powered platform rotator (124°)
- Powered platform rotator (180°)
- Removable platform control box
- Multi-lingual LCD display on platform box
- Load sensing system
- Platform designed for ease of removal/changeover
- AC Cable to platform
- 1/4" (6,3 mm) air line to platform
- 1/2" (12,36 mm) Waterline to platform
- Beacon
- Skyguard Skyline active system
- Forklift pockets
- Dual power operation
- 110V, 50 Hz - 2.2 kW Electric Engine
- Undercarriage hydraulic widening system
- 2nd drive speed
- One button for automatic stabilization
- Non Marking Outrigger Pads
- Cylinder Rod Protection on Outriggers
- Automatic cut-out when out of level
- Turntable alignment sensor and gauge
- Emergency descent systems
- Lubrication free bushes
- Lifting/Tie down rings
- Lanyard anchor points
- 1.46 m x 0.20 m x 0.36 m Low Profile Non Mark Tracks

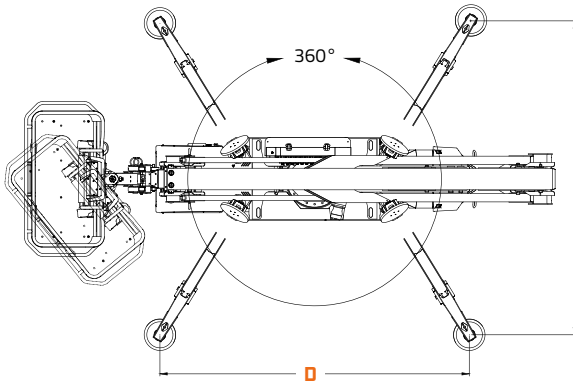
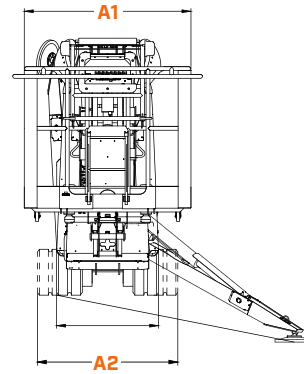
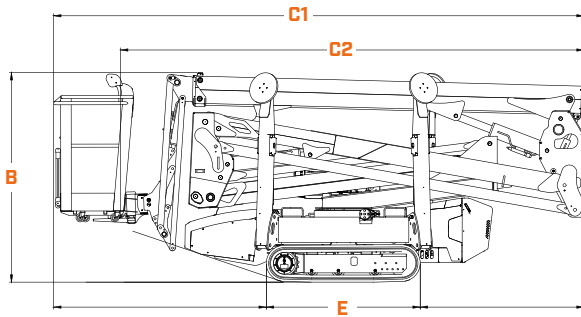
X18JP

COMPACT CRAWLERS



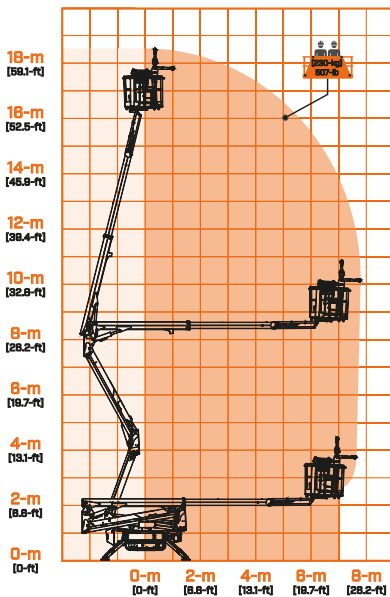
DIMENSIONS

All dimensions are approximate



A1.	Stowed width (with platform)	1.3 m
A2.	Stowed width (without platform)	0.795 m
B.	Stowed height (on tracks)	1.99 m
C1.	Stowed length (on tracks) with Platform	5.05 m
C2.	Stowed length (on tracks) without Platform	4.42 m
D.	Outrigger footprint - Maximum - center of plates	2.92 m x 2.92 m
E.	Track Length	1.468 m

REACH DIAGRAM



IMPORTANT

JLG is continually researching and developing products and reserves the right to make modifications without prior notice. All data in this document is indicative. Certain options or country standards will increase weight. Specifications may change to meet country standards or with the addition of optional equipment.

Due to continuous product improvements, JLG Industries reserves the right to make specification and/or equipment changes without prior notification.



JLG EMEA BV
 Polaris Avenue 63
 2132 JH Hoofddorp
 The Netherlands
 Tel.: +31 (0)23 565 5665
www.jlg.com

An Oshkosh Corporation Company